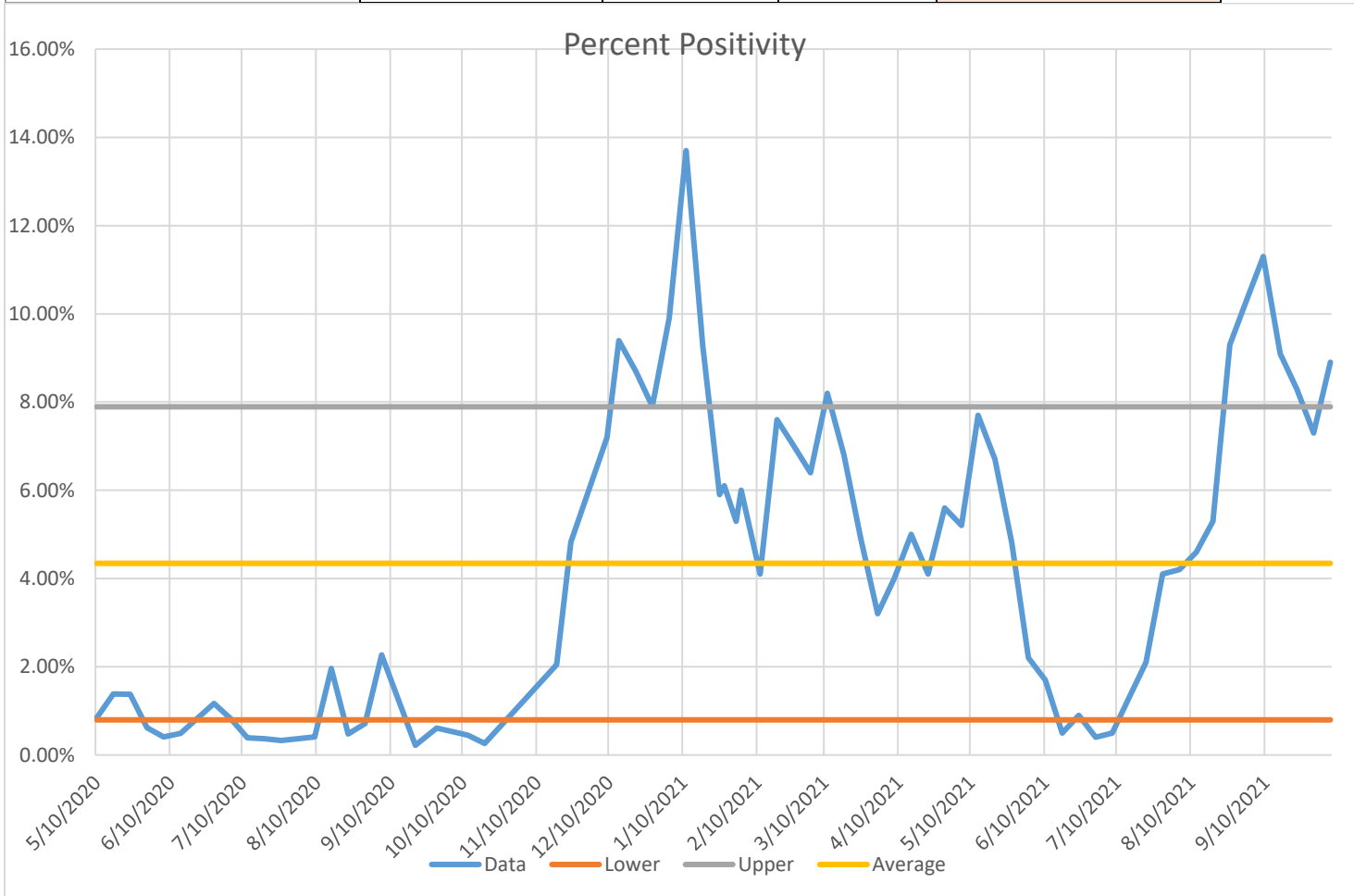


## IP Update Week of 10/11/21

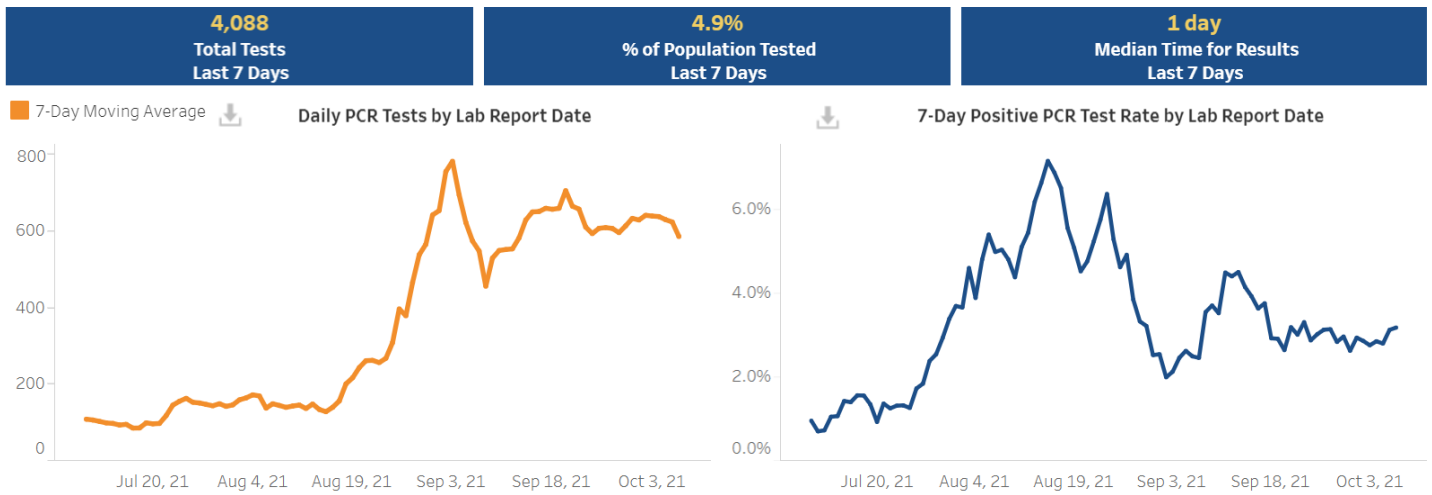
### Total Tests Collected / Percent Positive: (per eDH)

	Detected	Not Detected	Grand Total	% Detected
9/17/21 – 9/23/21	74	821	895	8.3%
9/24/21 – 9/30/21	72	909	983	7.3%
10/1/21 – 10/7/21	85	872	957	8.9%
<b>Grand totals since JAN2021</b>	<b>1543</b>	<b>22666</b>	<b>24209</b>	<b>6.4%</b>



**Symptomatic vs. Asymptomatic Tests Collected** – 88% were asymptomatic and 12% were symptomatic.

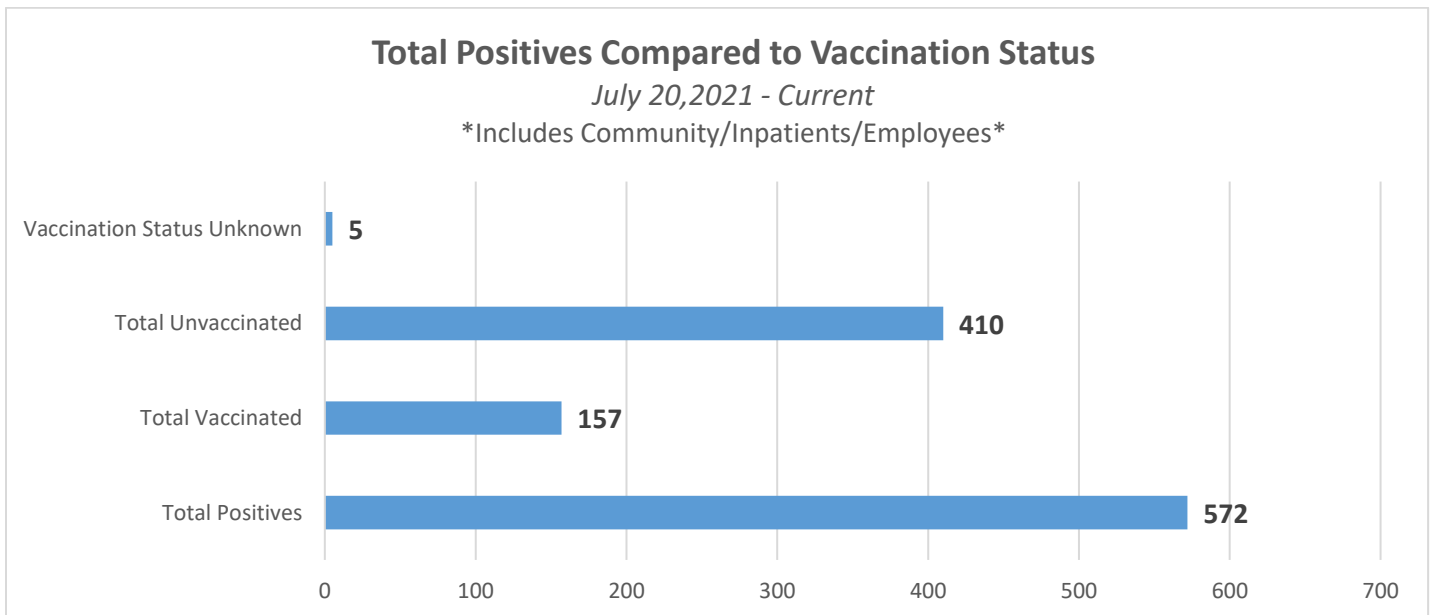
**State Data for Cheshire County:** Our State transmission is **substantial** with Cheshire County at **substantial** as well, with a percent positivity of 3.2% and 404.8 new cases per 100k over 14 days, as of 10/7/21. With college campuses resuming their surveillance testing, we expect to see the State’s percent positivity lower due to the mass of tests being collected. **These large numbers of tests being collected by our higher education dilute the State percent positivity.**



Data as of: 10/8/2021

— Population Not Available

**Positives Compared to Vaccination Status** (this data includes community positives, inpatient positives, and employee positives) **27.45% vaccinated / 71.68% unvaccinated**



**Inpatients** (7 day average, age range, and vaccination status) **33.33% vaccinated / 66.67% unvaccinated**

9/27/21 – 10/3/21: total of **41** active COVID patients over 7 days, which is an average of **5.9** patients hospitalized. This week we had **6** newly admitted, with ages ranging from **20-29, 60-69, 70-79, and 80+** and **2** of which were fully vaccinated, while the other **4** were not vaccinated.

10/4/21 – 10/10/21: total of **45** active COVID patients over 7 days, which is an average of **6.4** patients hospitalized. This week we had **7** newly admitted, with ages ranging from **30-39, 40-49, 50-59, 60-69, and 70-79** and **1** of which was fully vaccinated, while the other **6** were not vaccinated.

### Visitors

Visitor data is not being collected at our current state of **YELLOW**.