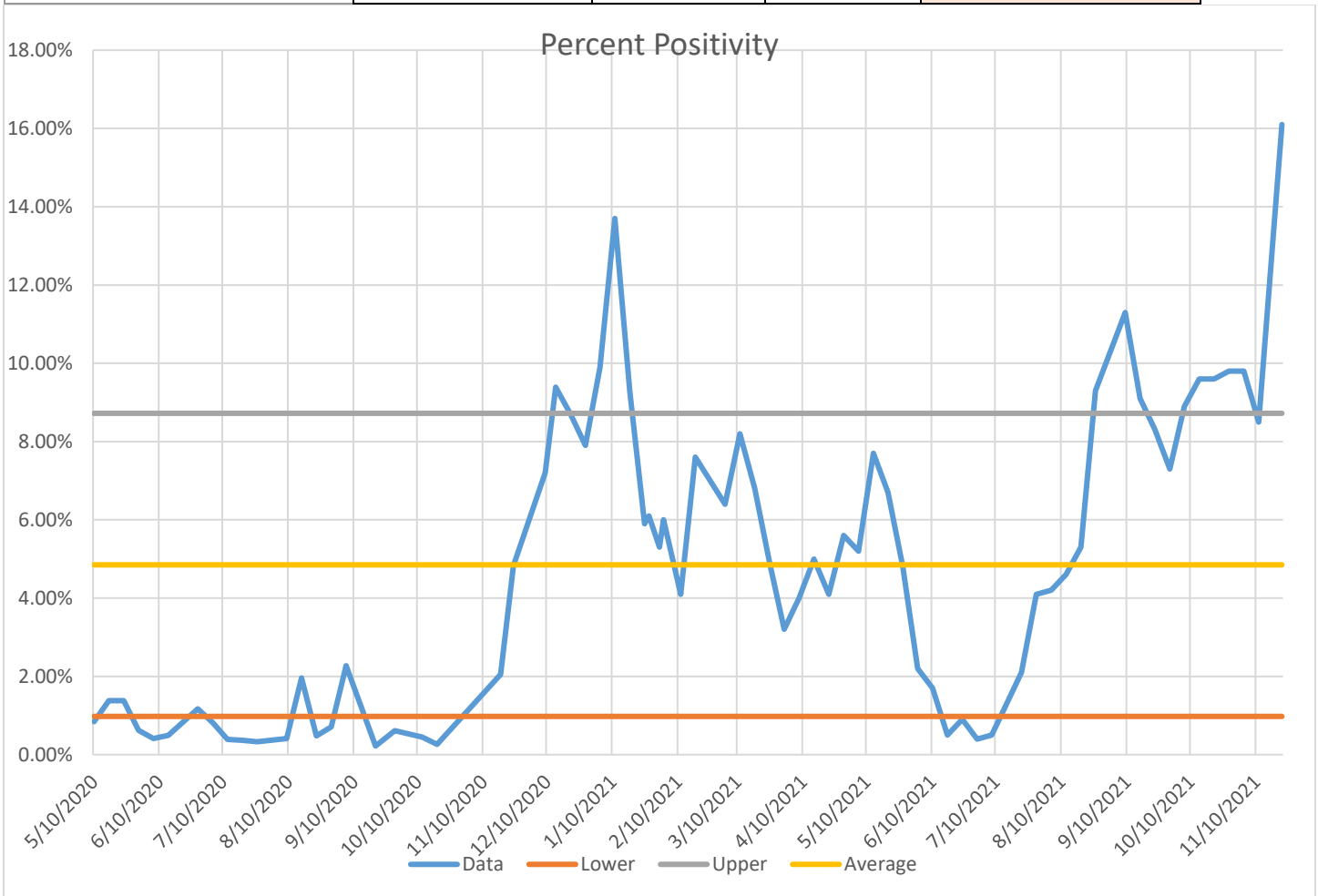


IP Update Week of 11/22/21

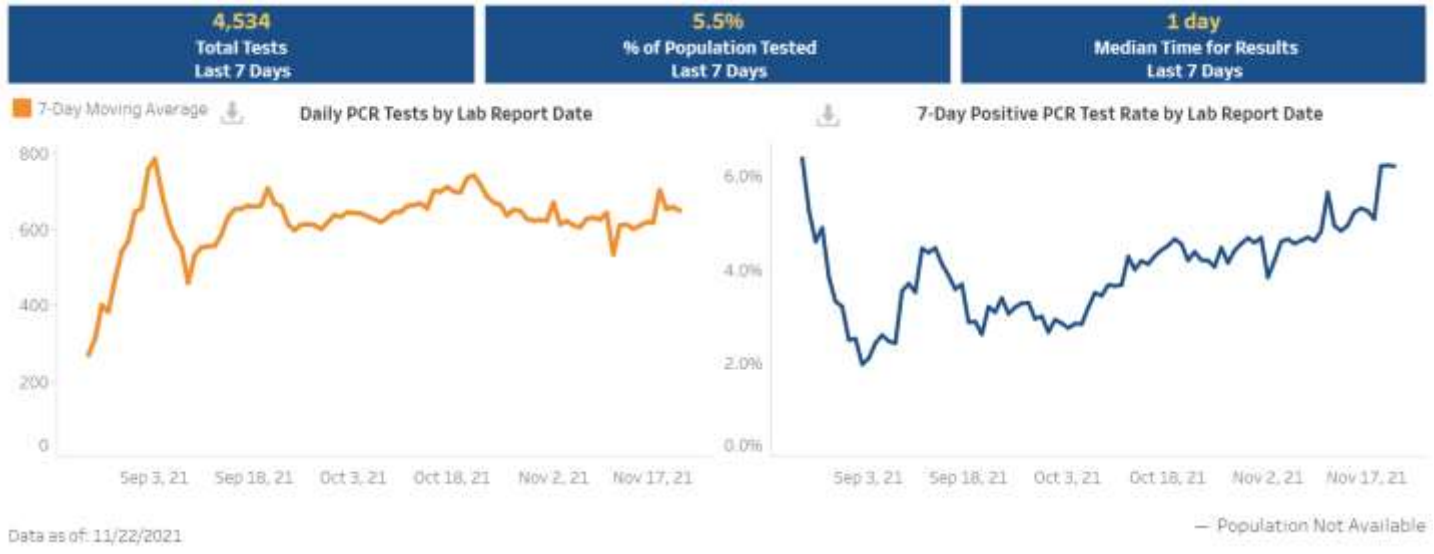
Total Tests Collected / Percent Positive: (per eDH)

	Detected	Not Detected	Grand Total	% Detected
10/29/21 – 11/4/21	86	791	877	9.8%
11/5/21 – 11/11/21	84	899	983	8.5%
11/12/21 – 11/18/21	161	837	998	16.1%
Grand totals since JAN2021	2,177	28,023	30,200	7.3%

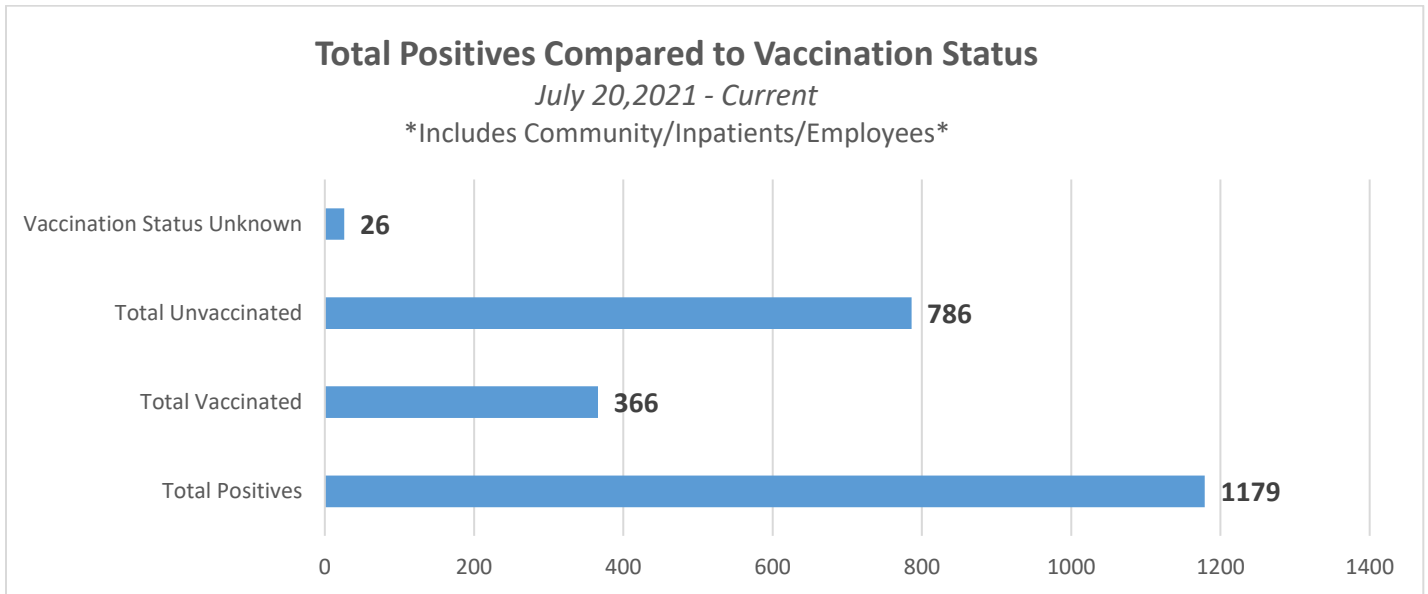


Symptomatic vs. Asymptomatic Tests Collected – 89% were asymptomatic and 11% were symptomatic.

State Data for Cheshire County: Our State transmission is **substantial** with Cheshire County at **substantial** as well, with a percent positivity of **6.4%** and **713.7** new cases per 100k over 14 days, as of 11/22/21. With college campuses resuming their surveillance testing, we expect to see the State’s percent positivity lower due to the mass of tests being collected. **These large numbers of tests being collected by our higher education dilute the State percent positivity.**



Positives Compared to Vaccination Status (this data includes community positives, inpatient positives, and employee positives) **31.04% vaccinated / 66.67% unvaccinated**



Inpatients (7 day average, age range, and vaccination status) **35.71% vaccinated / 57.94% unvaccinated**

11/8/21 – 11/14/21: total of **67** active COVID patient days over 7 days, which is an average of **9.6** patients hospitalized. This week we had **9** newly admitted, with ages ranging from **20-29, 40-49, 60-69, 70-79, and 80+**; **3** of which were fully vaccinated and **6** were not vaccinated.

11/15/21 – 11/21/21: total of **89** active COVID patients days over 7 days, which is an average of **12** patients hospitalized. This week we had **13** newly admitted, with ages ranging from **20-29, 30-39, 50-59, 60-69, 70-79, and 80+**; **3** of which were fully vaccinated, **7** were not vaccinated, and **3** had an unknown vaccination status.

Visitors

We are at **RED** visitor status.